

# SlimSASH

Ultra-slim PVCu Casement Window



SlimSASH

**Standard**



**Chamfered  
Bead**

**Optional**



**Sculptured  
Bead**

**Optional**



**Triple Glazed  
Bead**

**Standard**



**Double Glazed**

**Optional**



**Triple Glazed**

*Exclusive*  
**whiteline.co.uk**



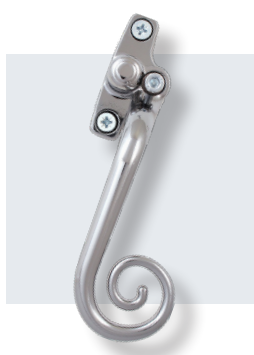
# WINDOW HARDWARE



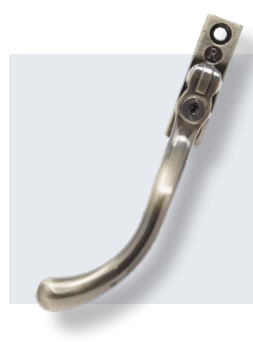
**Offset**



**Contemporary**  
Tear Drop



**Contemporary**  
Monkey Tail



**Traditional**  
Tear Drop




**Traditional**  
Monkey Tail

**Offset**  
Casement Fastener  
Window Handle



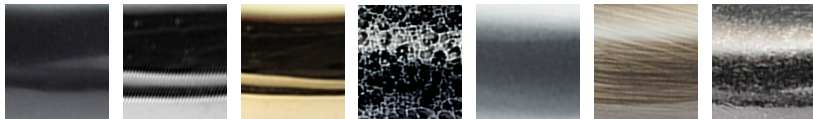
White Black Chrome Gold Graphite Antique Black Satin Bronze Anthracite Grey

**Contemporary**  
Teardrop and  
Monkey Tail Handle



Antique Black Chrome Gold Graphite

**Traditional**  
Teardrop and  
Monkey Tail Handle



Black Chrome Gold Graphite Satin Antique Bronze Pewter Patina

## FINISHES



Anteak



Golden Oak



Black



Cream



Irish Oak



Extended foil range



Agate Grey



Silver Grey



Basalt Grey



Chartwell Green



Blue 5011



RAL, BS or Farrow & Ball

A wide range of grained or smooth foils are available, either for the exterior of the window, the interior or both. In addition to this, we can offer a molecular-bonded spray finish using colours from BS, RAL or Farrow & Ball.

## KEY FEATURES



A range of key-lockable handles in offset, monkey tail and teardrop designs.



Friction stays for smooth and reliable operation all year round.



Window keeps with dual slots enabling a lockable 'slightly-ajar' ventilation position.



Corner detail showing the characterful 'feature groove' and precise fusion welds.

## OVERVIEW



Fusion-welded frame

Optional hinge bolts for enhanced security

Slimmer sash allows an extra 10mm of glass increasing your view from the inside and the amount of light coming in.

Ultra-low profile, co-extruded glazing gasket is almost invisible

Adjustable friction stays for top-hung windows. Easy-clean, fire escape stays for side-hung.

Push-button, key lockable handles, available in a choice of colours

High security, multi-point locking system using roller-cam bolts, shoot-bolts and dual-slot keeps that enable a lockable night ventilation position

Polished finish reduces maintenance and retains a cleaner look for longer, helping resist airborne pollutants and moulds

A choice of either black, white or grey, warm edge spacer bar

High-impact modified PVCu prevents cracking with age or extreme cold

Internally glazed for enhanced security

Double-glazed unit uses clear energy glass, to achieve maximum amounts of light, and an 'A' WER / 1.4 U-Value.

Triple-glazed 36mm units can achieve an 'A+' / 0.9 U-Value.



Extending shootbolts form another part of the multi-point locking system.



Pull-in blocks ensure tight compression of the sash gaskets against the frame.



Expanding 'mushroom bolts' form another part of the multi-point locking system.



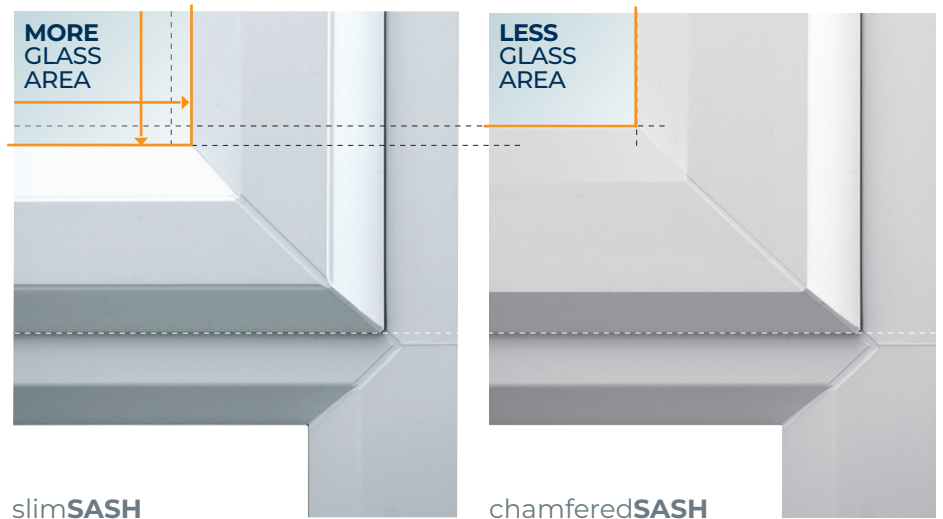
Hinge guards protect the hinged side of the opening sash for true multi-point locking



## KEY FEATURES Standard Specification

The key-feature of the SlimSASH casement window is the reduced sash width compared to standard 70mm windows.

This slimmer design allows for a greater glass area which means that more daylight can come in whilst enabling a wider view out.



### TRIPLE GLAZING

Also available with a triple-glazed sealed unit

### 100% LEAD FREE

Our PVCu is completely free of poisonous lead stabilisers

### ENERGY EFFICIENCY\*

Whiteline slimSASH is one of the best performing products on the market, taking full advantage of the increased thermal efficiency offered by its six chamber profile.



DOUBLE GLAZED  
U-VALUE\*



TRIPLE GLAZED  
U-VALUE\*



DOUBLE GLAZED  
WER\*



TRIPLE GLAZED  
WER\*

\*Subject to specification

### HIGH TECHNOLOGY

High-tech 6-chamber design intelligently uses structural PVCu for high strength in both the sash and the frame.

### FEATURE GROOVE

A fine groove gives the sash profile a distinctive appearance.

